




Texas A&M University- Corpus Christi
2007 Dimension Results: Personal by Work Group

		Scale					
		SA	A	N	D	SD	NA
Full Text Items	NAME						
I feel a sense of pride when I tell people that I work for this institution.	200 - Art Museum of South Texas 201 - Executive Administration employees/Graduate Studies & Research Office employees 202 - Enrollment Svcs. Ofc (Enrollment Mngt, Adm. & Rcrds, Fin. Aid, Vet Affairs, Banner Programmers, Acad. Testing) 203 - Dean of Students - Other (Asst Deans of Students, Rec Sports, Health, Counseling, Career Services, Disabilities) 204 - College of Nursing & Health Sciences- All Departments 205 - College of Liberal Arts- All Departments 206 - College of Education - all Departments 207 - College of Business Administration - all Departments 208 - College of Science & Technology - Departments only 209 - College of Science & Technology - Institutes, Centers, & Schools 210 - Community Outreach 211 - Computing & Media Services 212 - Fiscal Affairs (Accounting, Bursar, Purchasing, Budget, Payroll) 213 - Univ. Services (Food Services, Postal Services, Telecommunications, Bookstore, Print Shop, Univ. Center) 215 - Physical Plant-Plant Support Services 217 - University Police 218 - Human Resources and EEO 219 - Advancement, Public Relations, Publications 220 - Athletics 221 - Core Curr., Tutoring & Learning Ctr, Ctr for Teaching Excellence, Title V, Ctrs for Advising & Success) 222 - Library	33%	67%	0%	0%	0%	0%
My ideas and opinions count at work.	200 - Art Museum of South Texas 201 - Executive Administration employees/Graduate Studies & Research Office employees 202 - Enrollment Svcs. Ofc (Enrollment Mngt, Adm. & Rcrds, Fin. Aid, Vet Affairs, Banner Programmers, Acad. Testing) 203 - Dean of Students - Other (Asst Deans of Students, Rec Sports, Health, Counseling, Career Services, Disabilities) 204 - College of Nursing & Health Sciences- All Departments 205 - College of Liberal Arts- All Departments 206 - College of Education - all Departments 207 - College of Business Administration - all Departments 208 - College of Science & Technology - Departments only 209 - College of Science & Technology - Institutes, Centers, & Schools 210 - Community Outreach 211 - Computing & Media Services 212 - Fiscal Affairs (Accounting, Bursar, Purchasing, Budget, Payroll) 213 - Univ. Services (Food Services, Postal Services, Telecommunications, Bookstore, Print Shop, Univ. Center) 215 - Physical Plant-Plant Support Services 217 - University Police 218 - Human Resources and EEO 219 - Advancement, Public Relations, Publications 220 - Athletics 221 - Core Curr., Tutoring & Learning Ctr, Ctr for Teaching Excellence, Title V, Ctrs for Advising & Success) 222 - Library	29%	57%	0%	14%	0%	0%
My job meets my expectations.	200 - Art Museum of South Texas 201 - Executive Administration employees/Graduate Studies & Research Office employees 202 - Enrollment Svcs. Ofc (Enrollment Mngt, Adm. & Rcrds, Fin. Aid, Vet Affairs, Banner Programmers, Acad. Testing) 203 - Dean of Students - Other (Asst Deans of Students, Rec Sports, Health, Counseling, Career Services, Disabilities) 204 - College of Nursing & Health Sciences- All Departments 205 - College of Liberal Arts- All Departments 206 - College of Education - all Departments 207 - College of Business Administration - all Departments 208 - College of Science & Technology - Departments only 209 - College of Science & Technology - Institutes, Centers, & Schools 210 - Community Outreach 211 - Computing & Media Services 212 - Fiscal Affairs (Accounting, Bursar, Purchasing, Budget, Payroll) 213 - Univ. Services (Food Services, Postal Services, Telecommunications, Bookstore, Print Shop, Univ. Center) 215 - Physical Plant-Plant Support Services 217 - University Police 218 - Human Resources and EEO 219 - Advancement, Public Relations, Publications 220 - Athletics 221 - Core Curr., Tutoring & Learning Ctr, Ctr for Teaching Excellence, Title V, Ctrs for Advising & Success) 222 - Library	43%	29%	0%	29%	0%	0%
People who challenge the status quo are valued.	200 - Art Museum of South Texas 201 - Executive Administration employees/Graduate Studies & Research Office employees 202 - Enrollment Svcs. Ofc (Enrollment Mngt, Adm. & Rcrds, Fin. Aid, Vet Affairs, Banner Programmers, Acad. Testing)	0%	57%	29%	0%	0%	14%


Texas A&M University- Corpus Christi
2007 Dimension Results: Personal by Work Group

		Scale						
Full Text Items	NAME	SA	A	N	D	SD	NA	
People who challenge the status quo are valued.	203 - Dean of Students - Other (Asst Deans of Students, Rec Sports, Health, Counseling, Career Services, Disabilities)	26%	48%	6%	10%	6%	3%	
	204 - College of Nursing & Health Sciences- All Departments	9%	45%	36%	0%	0%	9%	
	205 - College of Liberal Arts- All Departments	7%	36%	29%	14%	0%	14%	
	206 - College of Education - all Departments	11%	39%	22%	17%	0%	11%	
	207 - College of Business Administration - all Departments	20%	40%	30%	10%	0%	0%	
	208 - College of Science & Technology - Departments only	7%	20%	27%	20%	27%	0%	
	209 - College of Science & Technology - Institutes, Centers, & Schools	0%	44%	11%	33%	0%	11%	
	210 - Community Outreach	29%	57%	0%	14%	0%	0%	
	211 - Computing & Media Services	25%	44%	25%	6%	0%	0%	
	212 - Fiscal Affairs (Accounting, Bursar, Purchasing, Budget, Payroll)	6%	50%	25%	19%	0%	0%	
	213 - Univ. Services (Food Services, Postal Services, Telecommunications, Bookstore, Print Shop, Univ. Center)	30%	30%	30%	10%	0%	0%	
	215 - Physical Plant-Plant Support Services	14%	64%	7%	0%	14%	0%	
	217 - University Police	0%	27%	18%	27%	27%	0%	
	218 - Human Resources and EEO	17%	33%	17%	33%	0%	0%	
	219 - Advancement, Public Relations, Publications	7%	43%	7%	43%	0%	0%	
	220 - Athletics	0%	13%	38%	25%	13%	13%	
	221 - Core Curr., Tutoring & Learning Ctr, Ctr for Teaching Excellence, Title V, Ctrs for Advising & Success)	30%	50%	20%	0%	0%	0%	
	222 - Library	5%	10%	40%	25%	20%	0%	
	The amount of work that is expected of me is reasonable.	200 - Art Museum of South Texas	29%	29%	14%	29%	0%	0%
		201 - Executive Administration employees/Graduate Studies & Research Office employees	22%	52%	4%	17%	4%	0%
		202 - Enrollment Svcs. Ofc (Enrollment Mngt, Adm. & Rcrds, Fin. Aid, Vet Affairs, Banner Programmers, Acad. Testing)	14%	57%	4%	14%	11%	0%
		203 - Dean of Students - Other (Asst Deans of Students, Rec Sports, Health, Counseling, Career Services, Disabilities)	29%	52%	10%	10%	0%	0%
204 - College of Nursing & Health Sciences- All Departments		0%	73%	18%	9%	0%	0%	
205 - College of Liberal Arts- All Departments		8%	46%	15%	31%	0%	0%	
206 - College of Education - all Departments		28%	50%	22%	0%	0%	0%	
207 - College of Business Administration - all Departments		10%	80%	0%	10%	0%	0%	
208 - College of Science & Technology - Departments only		27%	33%	20%	0%	20%	0%	
209 - College of Science & Technology - Institutes, Centers, & Schools		22%	72%	6%	0%	0%	0%	
210 - Community Outreach		14%	29%	43%	14%	0%	0%	
211 - Computing & Media Services		19%	44%	19%	13%	6%	0%	
212 - Fiscal Affairs (Accounting, Bursar, Purchasing, Budget, Payroll)		18%	55%	18%	9%	0%	0%	
213 - Univ. Services (Food Services, Postal Services, Telecommunications, Bookstore, Print Shop, Univ. Center)		20%	60%	0%	20%	0%	0%	
215 - Physical Plant-Plant Support Services		21%	71%	7%	0%	0%	0%	
217 - University Police		18%	55%	18%	9%	0%	0%	
218 - Human Resources and EEO		0%	83%	17%	0%	0%	0%	
219 - Advancement, Public Relations, Publications		7%	64%	14%	14%	0%	0%	
220 - Athletics		0%	50%	0%	50%	0%	0%	
221 - Core Curr., Tutoring & Learning Ctr, Ctr for Teaching Excellence, Title V, Ctrs for Advising & Success)		20%	70%	10%	0%	0%	0%	
222 - Library		10%	60%	10%	15%	5%	0%	
The environment supports a balance between work and personal life.		200 - Art Museum of South Texas	29%	43%	14%	0%	0%	14%
	201 - Executive Administration employees/Graduate Studies & Research Office employees	30%	39%	9%	9%	13%	0%	
	202 - Enrollment Svcs. Ofc (Enrollment Mngt, Adm. & Rcrds, Fin. Aid, Vet Affairs, Banner Programmers, Acad. Testing)	0%	57%	11%	14%	18%	0%	
	203 - Dean of Students - Other (Asst Deans of Students, Rec Sports, Health, Counseling, Career Services, Disabilities)	39%	52%	6%	3%	0%	0%	
	204 - College of Nursing & Health Sciences- All Departments	20%	70%	10%	0%	0%	0%	
	205 - College of Liberal Arts- All Departments	23%	69%	8%	0%	0%	0%	
	206 - College of Education - all Departments	50%	22%	22%	0%	0%	6%	
	207 - College of Business Administration - all Departments	30%	40%	20%	10%	0%	0%	
	208 - College of Science & Technology - Departments only	27%	33%	27%	0%	13%	0%	
	209 - College of Science & Technology - Institutes, Centers, & Schools	24%	59%	18%	0%	0%	0%	
	210 - Community Outreach	14%	57%	29%	0%	0%	0%	
	211 - Computing & Media Services	19%	50%	19%	13%	0%	0%	
	212 - Fiscal Affairs (Accounting, Bursar, Purchasing, Budget, Payroll)	13%	63%	19%	6%	0%	0%	
	213 - Univ. Services (Food Services, Postal Services, Telecommunications, Bookstore, Print Shop, Univ. Center)	40%	50%	10%	0%	0%	0%	
	215 - Physical Plant-Plant Support Services	29%	57%	14%	0%	0%	0%	
	217 - University Police	0%	18%	45%	36%	0%	0%	
	218 - Human Resources and EEO	33%	50%	17%	0%	0%	0%	
	219 - Advancement, Public Relations, Publications	7%	86%	0%	7%	0%	0%	
	220 - Athletics	0%	63%	25%	0%	13%	0%	
	221 - Core Curr., Tutoring & Learning Ctr, Ctr for Teaching Excellence, Title V, Ctrs for Advising & Success)	50%	50%	0%	0%	0%	0%	
	222 - Library	15%	50%	10%	15%	5%	5%	
	The pace of the work in this organization enables me to do a good job.	200 - Art Museum of South Texas	14%	29%	29%	29%	0%	0%
201 - Executive Administration employees/Graduate Studies & Research Office employees		23%	45%	18%	9%	5%	0%	
202 - Enrollment Svcs. Ofc (Enrollment Mngt, Adm. & Rcrds, Fin. Aid, Vet Affairs, Banner Programmers, Acad. Testing)		15%	52%	11%	11%	11%	0%	
203 - Dean of Students - Other (Asst Deans of Students, Rec Sports, Health, Counseling, Career Services, Disabilities)		32%	45%	19%	3%	0%	0%	
204 - College of Nursing & Health Sciences- All Departments		9%	82%	0%	9%	0%	0%	
205 - College of Liberal Arts- All Departments	7%	71%	14%	7%	0%	0%		


Texas A&M University- Corpus Christi
2007 Dimension Results: Personal by Work Group

		Scale					
Full Text Items	NAME	SA	A	N	D	SD	NA
The pace of the work in this organization enables me to do a good job.	206 - College of Education - all Departments	28%	56%	17%	0%	0%	0%
	207 - College of Business Administration - all Departments	20%	50%	20%	10%	0%	0%
	208 - College of Science & Technology - Departments only	20%	40%	20%	7%	13%	0%
	209 - College of Science & Technology - Institutes, Centers, & Schools	17%	67%	17%	0%	0%	0%
	210 - Community Outreach	43%	0%	57%	0%	0%	0%
	211 - Computing & Media Services	19%	75%	6%	0%	0%	0%
	212 - Fiscal Affairs (Accounting, Bursar, Purchasing, Budget, Payroll)	18%	55%	21%	6%	0%	0%
	213 - Univ. Services (Food Services, Postal Services, Telecommunications, Bookstore, Print Shop, Univ. Center)	30%	50%	10%	10%	0%	0%
	215 - Physical Plant-Plant Support Services	14%	71%	14%	0%	0%	0%
	217 - University Police	9%	64%	9%	9%	9%	0%
	218 - Human Resources and EEO	17%	33%	33%	17%	0%	0%
	219 - Advancement, Public Relations, Publications	7%	57%	7%	29%	0%	0%
	220 - Athletics	0%	38%	25%	38%	0%	0%
	221 - Core Currc., Tutoring & Learning Ctr, Ctr for Teaching Excellence, Title V, Ctrs for Advising & Success)	20%	80%	0%	0%	0%	0%
222 - Library	10%	60%	5%	20%	5%	0%	
There is a sense of trust throughout the organization.	200 - Art Museum of South Texas	0%	86%	0%	14%	0%	0%
	201 - Executive Administration employees/Graduate Studies & Research Office employees	13%	43%	17%	17%	9%	0%
	202 - Enrollment Svcs. Ofc (Enrollment Mngt, Adm. & Rcrds, Fin. Aid, Vet Affairs, Banner Programmers, Acad. Testing)	11%	21%	11%	36%	21%	0%
	203 - Dean of Students - Other (Asst Deans of Students, Rec Sports, Health, Counseling, Career Services, Disabilities)	32%	45%	23%	0%	0%	0%
	204 - College of Nursing & Health Sciences- All Departments	9%	64%	9%	18%	0%	0%
	205 - College of Liberal Arts- All Departments	8%	31%	23%	31%	8%	0%
	206 - College of Education - all Departments	28%	39%	17%	17%	0%	0%
	207 - College of Business Administration - all Departments	10%	50%	30%	10%	0%	0%
	208 - College of Science & Technology - Departments only	0%	27%	27%	27%	20%	0%
	209 - College of Science & Technology - Institutes, Centers, & Schools	11%	44%	22%	22%	0%	0%
	210 - Community Outreach	43%	43%	0%	14%	0%	0%
	211 - Computing & Media Services	25%	19%	19%	38%	0%	0%
	212 - Fiscal Affairs (Accounting, Bursar, Purchasing, Budget, Payroll)	12%	48%	27%	9%	3%	0%
	213 - Univ. Services (Food Services, Postal Services, Telecommunications, Bookstore, Print Shop, Univ. Center)	10%	40%	30%	20%	0%	0%
215 - Physical Plant-Plant Support Services	21%	29%	7%	21%	21%	0%	
217 - University Police	0%	27%	0%	36%	36%	0%	
218 - Human Resources and EEO	33%	17%	33%	17%	0%	0%	
219 - Advancement, Public Relations, Publications	7%	21%	21%	36%	14%	0%	
220 - Athletics	13%	0%	38%	38%	13%	0%	
221 - Core Currc., Tutoring & Learning Ctr, Ctr for Teaching Excellence, Title V, Ctrs for Advising & Success)	50%	40%	10%	0%	0%	0%	
222 - Library	0%	30%	20%	35%	15%	0%	
We are encouraged to learn from our mistakes.	200 - Art Museum of South Texas	29%	57%	14%	0%	0%	0%
	201 - Executive Administration employees/Graduate Studies & Research Office employees	22%	39%	17%	13%	4%	4%
	202 - Enrollment Svcs. Ofc (Enrollment Mngt, Adm. & Rcrds, Fin. Aid, Vet Affairs, Banner Programmers, Acad. Testing)	11%	50%	21%	7%	11%	0%
	203 - Dean of Students - Other (Asst Deans of Students, Rec Sports, Health, Counseling, Career Services, Disabilities)	35%	61%	3%	0%	0%	0%
	204 - College of Nursing & Health Sciences- All Departments	18%	73%	9%	0%	0%	0%
	205 - College of Liberal Arts- All Departments	8%	69%	15%	8%	0%	0%
	206 - College of Education - all Departments	33%	39%	11%	6%	6%	6%
	207 - College of Business Administration - all Departments	20%	60%	20%	0%	0%	0%
	208 - College of Science & Technology - Departments only	27%	40%	20%	0%	13%	0%
	209 - College of Science & Technology - Institutes, Centers, & Schools	6%	89%	6%	0%	0%	0%
	210 - Community Outreach	43%	57%	0%	0%	0%	0%
	211 - Computing & Media Services	31%	50%	13%	0%	6%	0%
	212 - Fiscal Affairs (Accounting, Bursar, Purchasing, Budget, Payroll)	16%	55%	19%	10%	0%	0%
	213 - Univ. Services (Food Services, Postal Services, Telecommunications, Bookstore, Print Shop, Univ. Center)	20%	70%	10%	0%	0%	0%
215 - Physical Plant-Plant Support Services	21%	43%	21%	14%	0%	0%	
217 - University Police	9%	36%	9%	36%	9%	0%	
218 - Human Resources and EEO	50%	17%	33%	0%	0%	0%	
219 - Advancement, Public Relations, Publications	14%	43%	29%	14%	0%	0%	
220 - Athletics	25%	50%	13%	0%	0%	13%	
221 - Core Currc., Tutoring & Learning Ctr, Ctr for Teaching Excellence, Title V, Ctrs for Advising & Success)	40%	50%	10%	0%	0%	0%	
222 - Library	5%	58%	21%	11%	5%	0%	
We are given the opportunity to do our best work.	200 - Art Museum of South Texas	14%	71%	0%	14%	0%	0%
	201 - Executive Administration employees/Graduate Studies & Research Office employees	39%	43%	4%	9%	4%	0%
	202 - Enrollment Svcs. Ofc (Enrollment Mngt, Adm. & Rcrds, Fin. Aid, Vet Affairs, Banner Programmers, Acad. Testing)	33%	41%	7%	15%	4%	0%
	203 - Dean of Students - Other (Asst Deans of Students, Rec Sports, Health, Counseling, Career Services, Disabilities)	47%	47%	7%	0%	0%	0%
	204 - College of Nursing & Health Sciences- All Departments	27%	64%	9%	0%	0%	0%
	205 - College of Liberal Arts- All Departments	25%	58%	17%	0%	0%	0%
	206 - College of Education - all Departments	44%	39%	6%	6%	6%	0%
	207 - College of Business Administration - all Departments	20%	80%	0%	0%	0%	0%
208 - College of Science & Technology - Departments only	0%	53%	7%	27%	13%	0%	

Texas A&M University- Corpus Christi
2007 Dimension Results: Personal by Work Group

		Scale						
Full Text Items	NAME	SA	A	N	D	SD	NA	
We are given the opportunity to do our best work.	209 - College of Science & Technology - Institutes, Centers, & Schools	17%	72%	11%	0%	0%	0%	
	210 - Community Outreach	43%	29%	14%	14%	0%	0%	
	211 - Computing & Media Services	19%	63%	19%	0%	0%	0%	
	212 - Fiscal Affairs (Accounting, Bursar, Purchasing, Budget, Payroll)	18%	58%	15%	9%	0%	0%	
	213 - Univ. Services (Food Services, Postal Services, Telecommunications, Bookstore, Print Shop, Univ. Center)	30%	50%	20%	0%	0%	0%	
	215 - Physical Plant-Plant Support Services	29%	57%	0%	7%	7%	0%	
	217 - University Police	9%	18%	27%	27%	18%	0%	
	218 - Human Resources and EEO	33%	67%	0%	0%	0%	0%	
	219 - Advancement, Public Relations, Publications	7%	43%	21%	29%	0%	0%	
	220 - Athletics	13%	50%	13%	25%	0%	0%	
	221 - Core Curr., Tutoring & Learning Ctr, Ctr for Teaching Excellence, Title V, Ctrs for Advising & Success)	50%	50%	0%	0%	0%	0%	
	222 - Library	5%	55%	15%	15%	10%	0%	
	We balance our focus on both long range and short term goals.	200 - Art Museum of South Texas	29%	43%	14%	0%	0%	14%
		201 - Executive Administration employees/Graduate Studies & Research Office employees	17%	57%	13%	13%	0%	0%
202 - Enrollment Svcs. Ofc (Enrollment Mngt, Adm. & Rcrds, Fin. Aid, Vet Affairs, Banner Programmers, Acad. Testing)		21%	50%	11%	7%	11%	0%	
203 - Dean of Students - Other (Asst Deans of Students, Rec Sports, Health, Counseling, Career Services, Disabilities)		32%	55%	13%	0%	0%	0%	
204 - College of Nursing & Health Sciences- All Departments		9%	82%	0%	0%	0%	9%	
205 - College of Liberal Arts- All Departments		14%	71%	7%	7%	0%	0%	
206 - College of Education - all Departments		50%	39%	6%	6%	0%	0%	
207 - College of Business Administration - all Departments		20%	50%	10%	20%	0%	0%	
208 - College of Science & Technology - Departments only		13%	27%	27%	13%	20%	0%	
209 - College of Science & Technology - Institutes, Centers, & Schools		24%	47%	12%	18%	0%	0%	
210 - Community Outreach		43%	43%	14%	0%	0%	0%	
211 - Computing & Media Services		25%	44%	13%	19%	0%	0%	
212 - Fiscal Affairs (Accounting, Bursar, Purchasing, Budget, Payroll)		18%	61%	15%	3%	0%	3%	
213 - Univ. Services (Food Services, Postal Services, Telecommunications, Bookstore, Print Shop, Univ. Center)		30%	40%	30%	0%	0%	0%	
215 - Physical Plant-Plant Support Services		14%	64%	7%	7%	7%	0%	
217 - University Police		0%	27%	27%	27%	18%	0%	
218 - Human Resources and EEO		17%	67%	0%	17%	0%	0%	
219 - Advancement, Public Relations, Publications		7%	71%	7%	14%	0%	0%	
220 - Athletics		13%	38%	13%	13%	13%	13%	
221 - Core Curr., Tutoring & Learning Ctr, Ctr for Teaching Excellence, Title V, Ctrs for Advising & Success)		30%	70%	0%	0%	0%	0%	
222 - Library		14%	33%	33%	10%	5%	5%	
We feel that our efforts count.		200 - Art Museum of South Texas	29%	57%	0%	14%	0%	0%
	201 - Executive Administration employees/Graduate Studies & Research Office employees	22%	48%	9%	4%	13%	4%	
	202 - Enrollment Svcs. Ofc (Enrollment Mngt, Adm. & Rcrds, Fin. Aid, Vet Affairs, Banner Programmers, Acad. Testing)	14%	46%	11%	14%	14%	0%	
	203 - Dean of Students - Other (Asst Deans of Students, Rec Sports, Health, Counseling, Career Services, Disabilities)	39%	48%	10%	0%	3%	0%	
	204 - College of Nursing & Health Sciences- All Departments	9%	82%	9%	0%	0%	0%	
	205 - College of Liberal Arts- All Departments	15%	54%	23%	8%	0%	0%	
	206 - College of Education - all Departments	39%	39%	11%	6%	6%	0%	
	207 - College of Business Administration - all Departments	20%	30%	30%	20%	0%	0%	
	208 - College of Science & Technology - Departments only	27%	20%	13%	27%	13%	0%	
	209 - College of Science & Technology - Institutes, Centers, & Schools	17%	44%	28%	11%	0%	0%	
	210 - Community Outreach	43%	14%	29%	14%	0%	0%	
	211 - Computing & Media Services	19%	56%	13%	13%	0%	0%	
	212 - Fiscal Affairs (Accounting, Bursar, Purchasing, Budget, Payroll)	18%	58%	9%	15%	0%	0%	
	213 - Univ. Services (Food Services, Postal Services, Telecommunications, Bookstore, Print Shop, Univ. Center)	20%	50%	20%	10%	0%	0%	
	215 - Physical Plant-Plant Support Services	14%	43%	21%	7%	14%	0%	
	217 - University Police	9%	27%	27%	9%	27%	0%	
	218 - Human Resources and EEO	33%	33%	33%	0%	0%	0%	
	219 - Advancement, Public Relations, Publications	14%	29%	29%	29%	0%	0%	
	220 - Athletics	13%	38%	13%	25%	0%	13%	
	221 - Core Curr., Tutoring & Learning Ctr, Ctr for Teaching Excellence, Title V, Ctrs for Advising & Success)	50%	40%	10%	0%	0%	0%	
	222 - Library	5%	37%	26%	21%	11%	0%	
	We have adequate resources to do our jobs.	200 - Art Museum of South Texas	14%	14%	43%	14%	0%	14%
201 - Executive Administration employees/Graduate Studies & Research Office employees		35%	57%	4%	4%	0%	0%	
202 - Enrollment Svcs. Ofc (Enrollment Mngt, Adm. & Rcrds, Fin. Aid, Vet Affairs, Banner Programmers, Acad. Testing)		14%	46%	14%	18%	7%	0%	
203 - Dean of Students - Other (Asst Deans of Students, Rec Sports, Health, Counseling, Career Services, Disabilities)		26%	65%	3%	0%	6%	0%	
204 - College of Nursing & Health Sciences- All Departments		18%	64%	9%	9%	0%	0%	
205 - College of Liberal Arts- All Departments		0%	42%	25%	33%	0%	0%	
206 - College of Education - all Departments		22%	44%	11%	17%	0%	6%	
207 - College of Business Administration - all Departments		10%	70%	10%	10%	0%	0%	
208 - College of Science & Technology - Departments only		27%	27%	13%	13%	20%	0%	
209 - College of Science & Technology - Institutes, Centers, & Schools		17%	78%	0%	6%	0%	0%	
210 - Community Outreach		43%	29%	14%	14%	0%	0%	
211 - Computing & Media Services	25%	56%	13%	6%	0%	0%		

Texas A&M University- Corpus Christi
2007 Dimension Results: Personal by Work Group

		Scale						
Full Text Items	NAME	SA	A	N	D	SD	NA	
We have adequate resources to do our jobs.	212 - Fiscal Affairs (Accounting, Bursar, Purchasing, Budget, Payroll)	15%	70%	12%	3%	0%	0%	
	213 - Univ. Services (Food Services, Postal Services, Telecommunications, Bookstore, Print Shop, Univ. Center)	10%	70%	10%	10%	0%	0%	
	215 - Physical Plant-Plant Support Services	14%	64%	7%	14%	0%	0%	
	217 - University Police	9%	27%	45%	18%	0%	0%	
	218 - Human Resources and EEO	17%	83%	0%	0%	0%	0%	
	219 - Advancement, Public Relations, Publications	14%	64%	7%	7%	7%	0%	
	220 - Athletics	0%	13%	38%	38%	13%	0%	
	221 - Core Currc., Tutoring & Learning Ctr, Ctr for Teaching Excellence, Title V, Ctrs for Advising & Success)	40%	40%	20%	0%	0%	0%	
	222 - Library	5%	67%	10%	0%	14%	5%	
	We know how our work impacts other employees.	200 - Art Museum of South Texas	0%	43%	43%	0%	0%	14%
		201 - Executive Administration employees/Graduate Studies & Research Office employees	30%	35%	13%	9%	4%	9%
		202 - Enrollment Svcs. Ofc (Enrollment Mngt, Adm. & Rcrds, Fin. Aid, Vet Affairs, Banner Programmers, Acad. Testing)	25%	46%	7%	7%	0%	14%
203 - Dean of Students - Other (Asst Deans of Students, Rec Sports, Health, Counseling, Career Services, Disabilities)		16%	48%	19%	10%	3%	3%	
204 - College of Nursing & Health Sciences- All Departments		20%	60%	0%	10%	0%	10%	
205 - College of Liberal Arts- All Departments		7%	71%	7%	14%	0%	0%	
206 - College of Education - all Departments		29%	47%	12%	6%	0%	6%	
207 - College of Business Administration - all Departments		20%	40%	10%	20%	0%	10%	
208 - College of Science & Technology - Departments only		7%	50%	14%	7%	14%	7%	
209 - College of Science & Technology - Institutes, Centers, & Schools		11%	50%	17%	6%	6%	11%	
210 - Community Outreach		29%	29%	29%	14%	0%	0%	
211 - Computing & Media Services		25%	38%	13%	19%	0%	6%	
212 - Fiscal Affairs (Accounting, Bursar, Purchasing, Budget, Payroll)		16%	78%	6%	0%	0%	0%	
213 - Univ. Services (Food Services, Postal Services, Telecommunications, Bookstore, Print Shop, Univ. Center)		10%	60%	20%	0%	0%	10%	
215 - Physical Plant-Plant Support Services		21%	57%	7%	0%	14%	0%	
217 - University Police		0%	64%	27%	9%	0%	0%	
218 - Human Resources and EEO		17%	33%	50%	0%	0%	0%	
219 - Advancement, Public Relations, Publications		29%	50%	7%	7%	0%	7%	
220 - Athletics		0%	50%	25%	0%	0%	25%	
221 - Core Currc., Tutoring & Learning Ctr, Ctr for Teaching Excellence, Title V, Ctrs for Advising & Success)		44%	22%	33%	0%	0%	0%	
222 - Library		5%	25%	30%	25%	5%	10%	